


Print Your Own Banner



You Will Need

- 3 sheets of 8.5 x 11 (letter) paper
- Printer
- Scissors
- Hole punch
- 4 feet of ribbon or string

Instructions

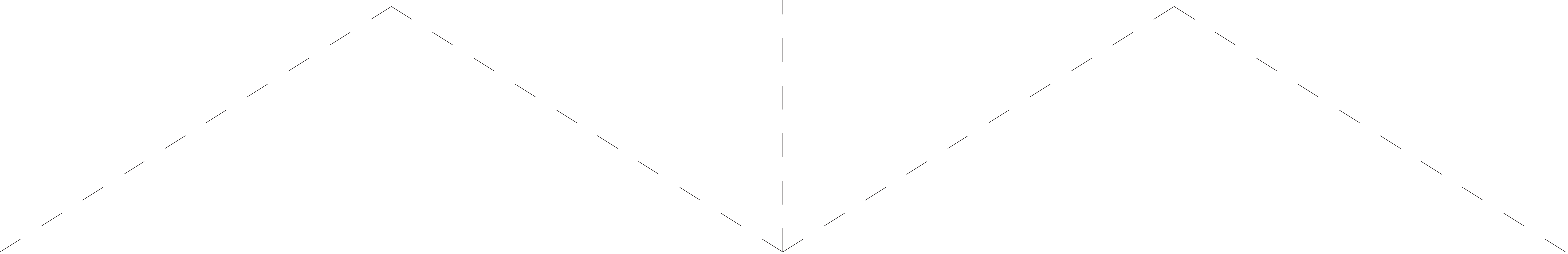




1. Print the next 3 pages of this PDF at 100% size, single-sided.
2. Cut each sheet in half.
3. Cut along the dotted lines.
4. Punch holes where indicated.
5. Weave string through the holes.
6. Hang for your SIU grad to enjoy!

SIU

Southern
Illinois
University

CARBONDALE





SIU

Southern
Illinois
University

CARBONDALE