


Print Your Own Banner









You Will Need

- 7 sheets of 8.5 x 11 (letter) paper
- Printer
- Scissors
- Hole punch
- 7 feet of ribbon or string

Instructions



1. Print the next 7 pages of this PDF at 100% size, single-sided.
2. Cut each sheet in half.
3. Cut along the dotted lines.
4. Punch holes where indicated.
5. Weave string through the holes.
6. Hang for your SIU grad to enjoy!





A

S

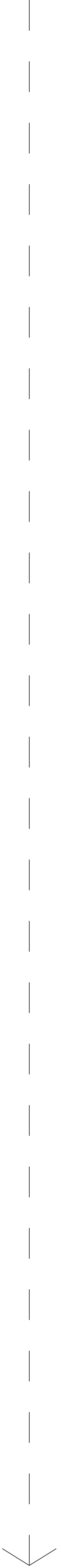












SIU

Southern
Illinois
University

CARBONDALE



SIU

Southern
Illinois
University

CARBONDALE



